












## Battery indicator lights

The power indicator shows the following:

	Green for 2 seconds	Switching ON
	Blink red then solid for 2 seconds	Switching OFF
	Slow blink green	Normal operation
	Short blink red	←20% battery left Please charge
	No blinking after switching ON	Charge for at least 2 hours

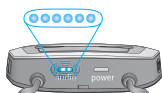
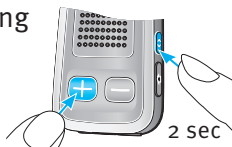
## Audio indicator lights

	Solid orange	Audio jack or FM streaming
	Solid blue	Bluetooth® phone or music streaming
	Slow blink blue	1 Bluetooth device connected
	Double-blink blue	2 Bluetooth devices connected
	Very fast blink blue	Bluetooth pairing
	Solid violet	Demo sound playing

® Bluetooth is a registered trademark of Bluetooth SIG Inc.

## uDirect™ 2

Pairing



Blue blink

Press and hold the (+) and (<>) buttons simultaneously for 2 seconds.  
Wait for the blue blinking light.

The uDirect 2 pairing code is 0000.

# uDirect™ 2 button functions

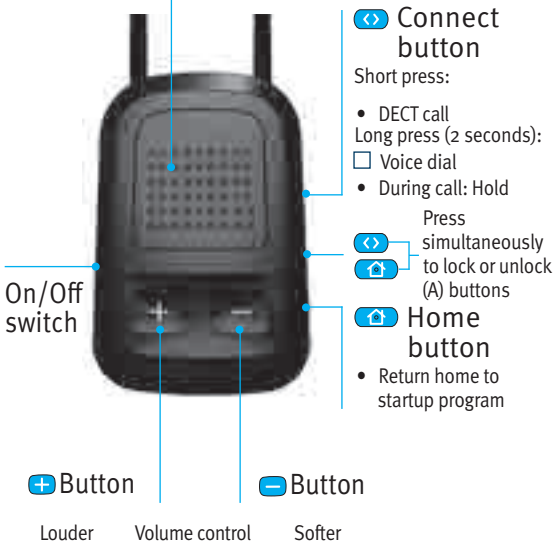
## (A) Access button

Short press:

- Program toggle/Audio source toggle
  - Receiving call: Accept call
  - During call: Hang up
  - FM signal: Accept

Long press (2 seconds):

- Redial
  - Receiving call: Reject call
- During call: Transfer call back to phone
  - FM signal: Hold



Note: Features with checked boxes have been enabled by your hearing healthcare professional.